

Entrepreneurship statistics

Data based on Statistics Finland's 2020 information



Yrittäjät

Finland is a country of small businesses

There are **294 965** companies in Finland*

93,1 % of companies have fewer than 10 employees.

Only 0.2 % of Finnish companies are large enterprises.

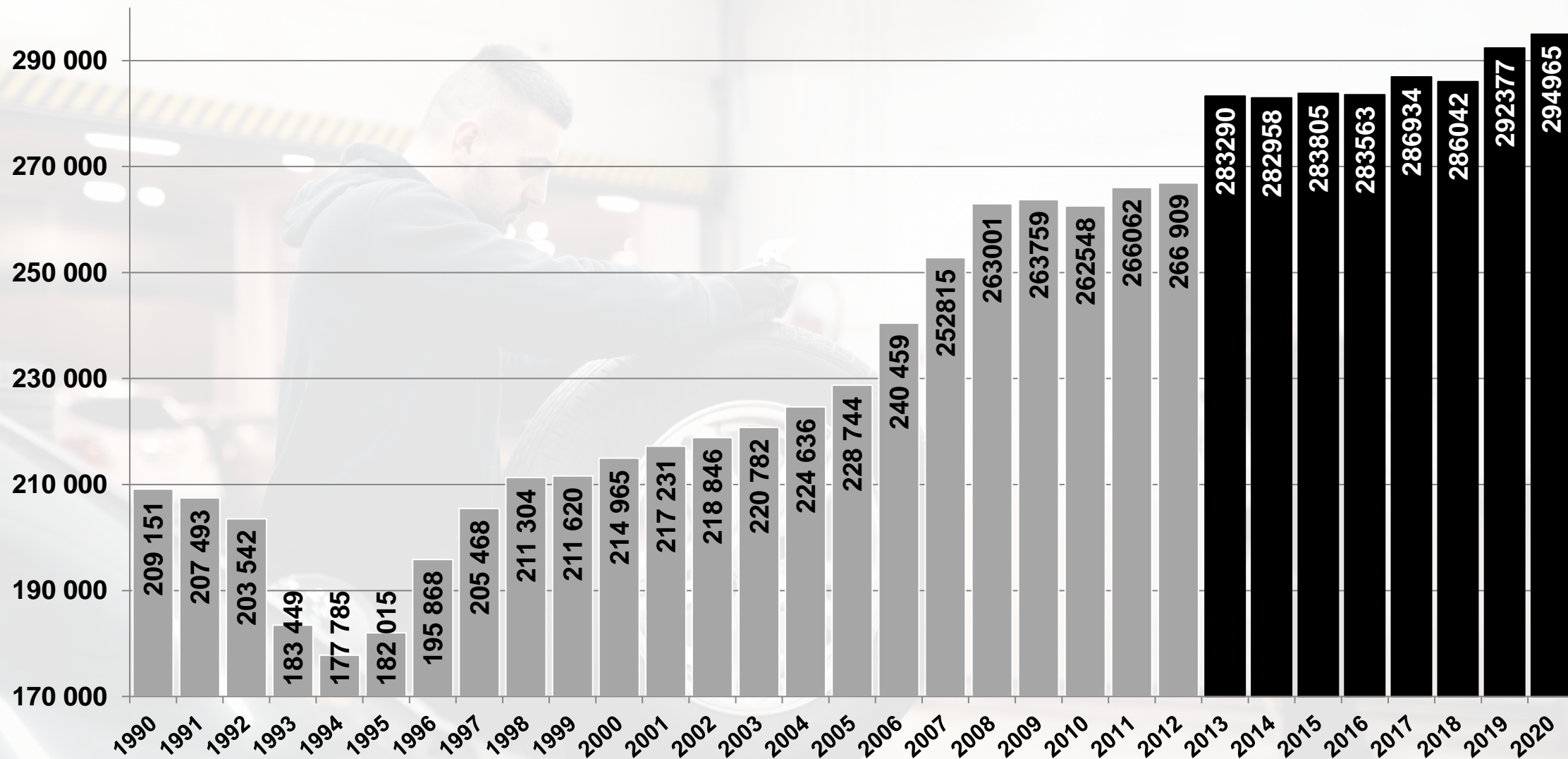
Single-person businesses account for 69 % of business owners

Women account for 35 % of business owners

1.4 million people work in Finnish businesses.

**Businesses without primary production.
Source: Statistics Finland 2020.
Excl. agriculture, forestry and fishing.*

The number of business has grown **strongly** in the 21st century



Source: Statistics Finland, Businesses' structural and financial statement statistics 2020. Excl. agriculture, forestry and fishing.

Entrepreneurs support exports

Businesses' turnover abroad, % of SMEs

Export or business abroad	All businesses	Industry	Construction	Trade	Services
	20	41	8	28	18

Forms of export or business operations in companies that export or have operations abroad*

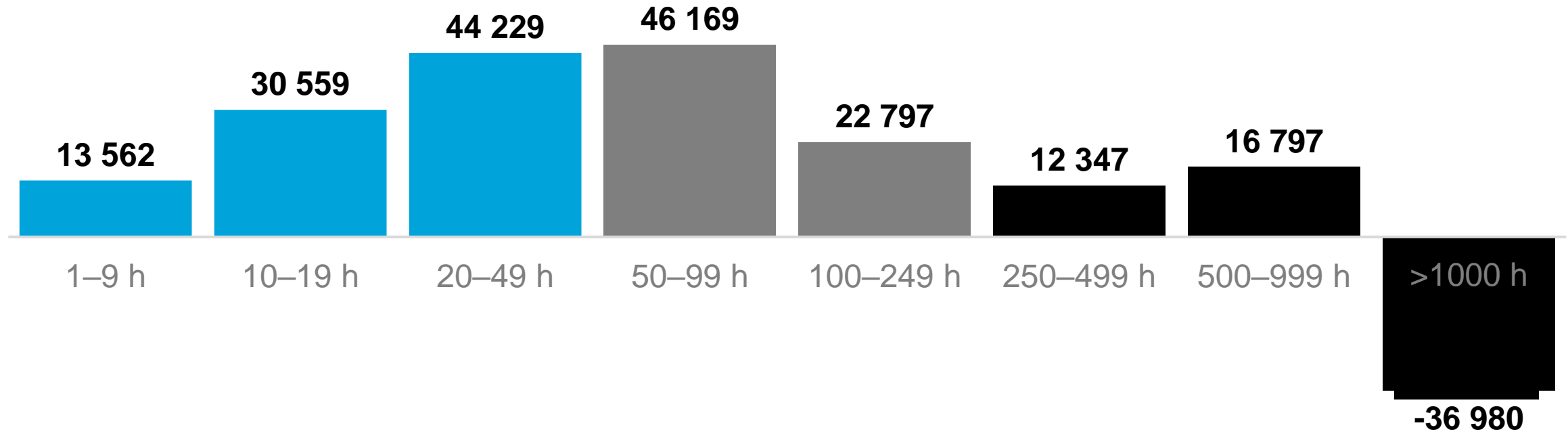
	All businesses	Industry	Construction	Trade	Services
Direct goods export	46	83	52	81	17
Direct services export	39	15	29	13	59
Licensing or franchising operations	5	7	3	2	5
Salary or contract manufacturing	8	10	6	13	5
Foreign joint venture or subsidiary	15	13	18	18	13
Other	17	8	40	7	23

**Respondents could choose more than one option.*

Changes in employee numbers

in companies of various sizes 2001–2020

Yrittäjät



Small enterprises, under 50 FTEs: +88,350

Medium enterprises, 50–249 FTEs: +68,966

SMEs: +157,316

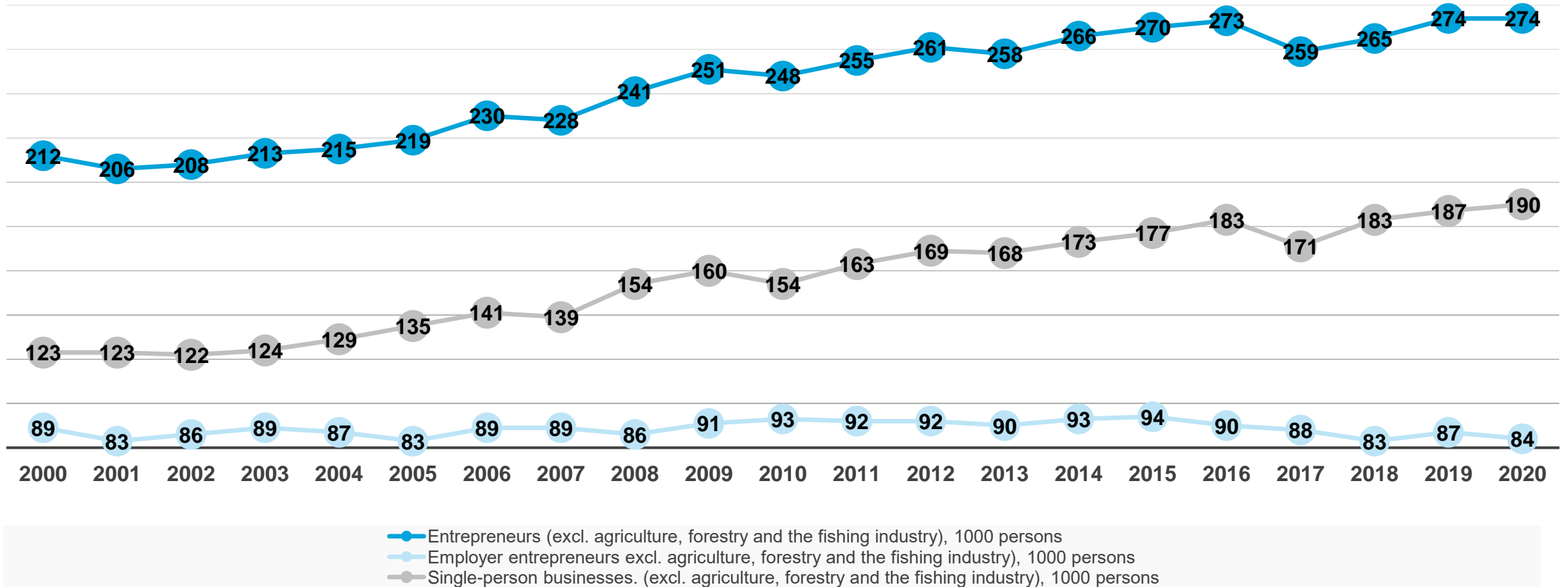
Large enterprises, 250+ FTEs: - 7,838

Large enterprises: - 7,836

Source: Statistics Finland. Changes in employee numbers in companies of various sizes 2001–2020

Staff numbers as full-time equivalents (FTEs), excl. agriculture, forestry and fishing.

Development in quantity of business owners, self-employed employers and single-person businesses 2000–2020



Source: Statistics Finland

Businesses and labour market policy

About 3,000–5,000 companies have shop stewards, which gives greater freedoms for agreement.

Normally binding field

- Approx. 20,000 companies
- Average 45 employees each
- Total approx. 920,000 employees

Restrictions in about 50 pieces of legislation affect this field.

Generally binding field

- Approx. 50,000 companies
- Average 5 employees each
- Total approx. 250,000 employees

Only a few companies bound by generally binding collective bargaining agreements use the shop steward system.

Collective bargaining agreements affect different sectors in different ways.

There is hardly any flexibility, because labour legislation is mandatory.

“Free field”

- * Approx. 20,000 companies
- * Average 11 employees each
- * Total approx. 220,000 employees

Collective bargaining agreements do not apply to these companies.

Company structure in Finland 2020

SMALL ENTERPRISES (10–49 FTEs)

16,632 **5.6%**

MEDIUM ENTERPRISES (50–249 FTEs)

3 109 **1.1%**

LARGE ENTERPRISES (250+ FTEs)

662 **0.2%**

MICRO ENTERPRISES (1–9 FTEs)

274,562 **93,1%**

Total **294 965** companies

*Source: Statistics Finland 2020.
Excl. agriculture, forestry and fishing.*

Turnover in companies of different sizes in 2020

SMALL ENTERPRISES (10–49 FTEs)

19.3% €82 bn

MEDIUM ENTERPRISES (50–249 FTEs)

21.9% €93 bn

LARGE ENTERPRISES (250+ FTEs)

42.1% €179 bn

MICRO ENTERPRISES (1–9 FTEs)

16.7% €71 bn

Total **€425 bn**

Source: Statistics Finland 2020.
Excl. agriculture, forestry and fishing.

Staff in companies of different sizes in 2020

SMALL ENTERPRISES (10–49 FTEs)

22.5% **325,332**

MEDIUM ENTERPRISES (50–249 FTEs)

20.3% **294,090**

LARGE ENTERPRISES (250+ FTEs)

35.0% **507,391**

MICRO ENTERPRISES (1–9 FTEs)

22.2% **322,134**

Total: **1,448,947** persons

Source: Statistics Finland 2020.

Excl. agriculture, forestry and fishing.

PROMOTING

ENTREPRENEURSHIP
